

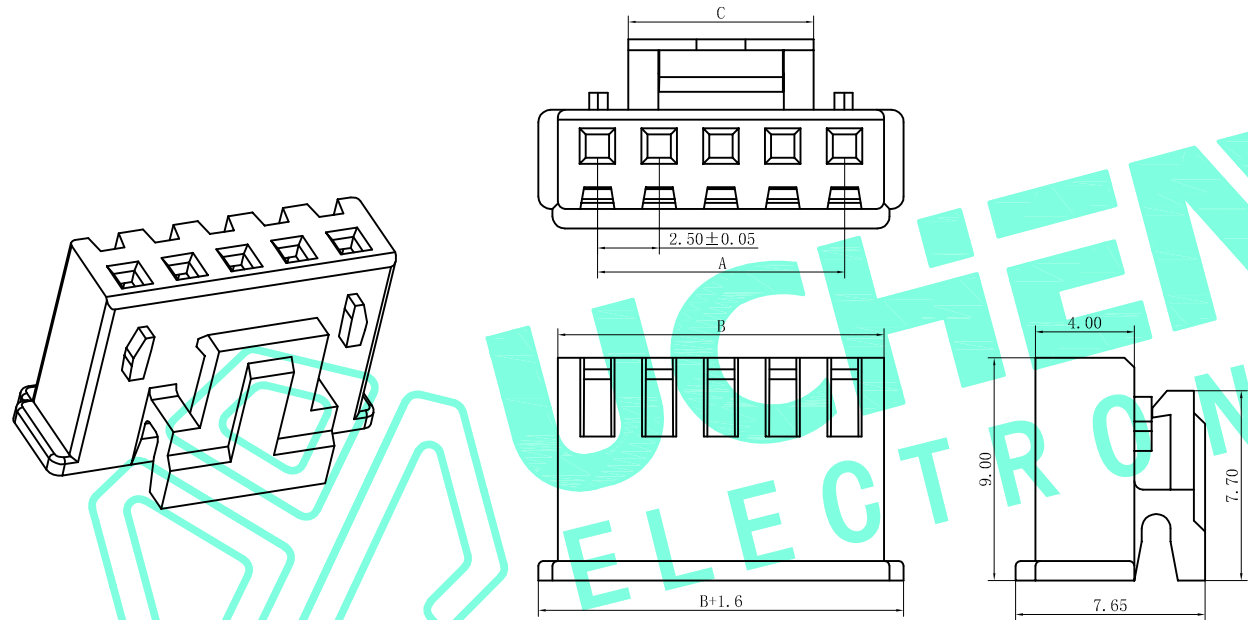
RoHS Compliant

REV. A/0	DESCRIPTION NEW	DESIGN CWF	DATE
----------	-----------------	------------	------

产品规格书

PRODUCT SPECIFICATION

- 壳体 HUOSING
- 材料 Material:Nylon66 UL 94V-0



Poles	Part No	Dimensions mm		
		A	B	C
2	XHB-2Y	2.50	5.70	3.00
3	XHB-3Y	5.00	8.20	4.00
4	XHB-4Y	7.50	10.70	5.00
5	XHB-5Y	10.00	13.20	7.50
6	XHB-6Y	12.50	15.70	10.00
7	XHB-7Y	15.00	18.20	12.50
8	XHB-8Y	17.50	20.70	12.50
9	XHB-9Y	20.00	23.20	12.50
10	XHB-10Y	22.50	25.70	12.50
11	XHB-11Y	25.00	28.20	12.50
12	XHB-12Y	27.50	30.70	12.50
13	XHB-13Y	30.00	33.20	12.50
14	XHB-14Y	32.50	35.70	12.50
15	XHB-15Y	35.00	38.20	12.50
16	XHB-16Y	37.50	40.70	12.50
---	---	---	---	---

- 1. 极数 poles: 2 to 20P
- 2. 额定电流 Current rating: 3.0A AC, DC
- 3. 额定电压 Voltage rating: 250V AC, DC
- 4. 温度范围 Temperature range: -25. C to +85. C
- 5. 接触电阻 Contact resistance: $\leq 10m\Omega$
- 6. 绝缘电阻 Insulation resistance: $\geq 1000m\Omega$
- 7. 耐电压 Withstand voltage: 1000V AC/minute
- 8. 适用线规 Applicable Wire: AWG #30 to #22
- 9. 适用基板厚度 Applicable PC board thickness: 1.6mm

THESE DRAWINGS AND SPECIFICATIONS ARE THE PROPERTY OF SHENZHEN YUCHENG ELECTRONICS.,LTD.AND SHALL NOT BE REPRODUCED,COPIED OR USED IN ANY MANNER WITHOUT THE PRIOR WRITTEN CONSENT OF SHENZHEN YUCHENG ELECTRONICS.,LTD

APPROVED: WEI JIE

CHECKED: HONG JIN YUN

DRAWING: CHEN YA

UCHENG ELECTRONICS 深圳市裕诚电子有限公司
SHENZHEN YUCHENG ELECTRONICS CO.,LTD

GENERAL TOLERANCES	TITLE:	XHB-Y型连接器		
>0-3 ±0.15	PART NO:	2.5壳体-Part No		
>3-18 ±0.2	WEBSITE:	www.ycelectron.com		
>18-50 ±0.35	REV: A	UNIT: mm	SCALE: /	SHEET: A4
>50-120 ±0.5	SHEET: 1 / 1			

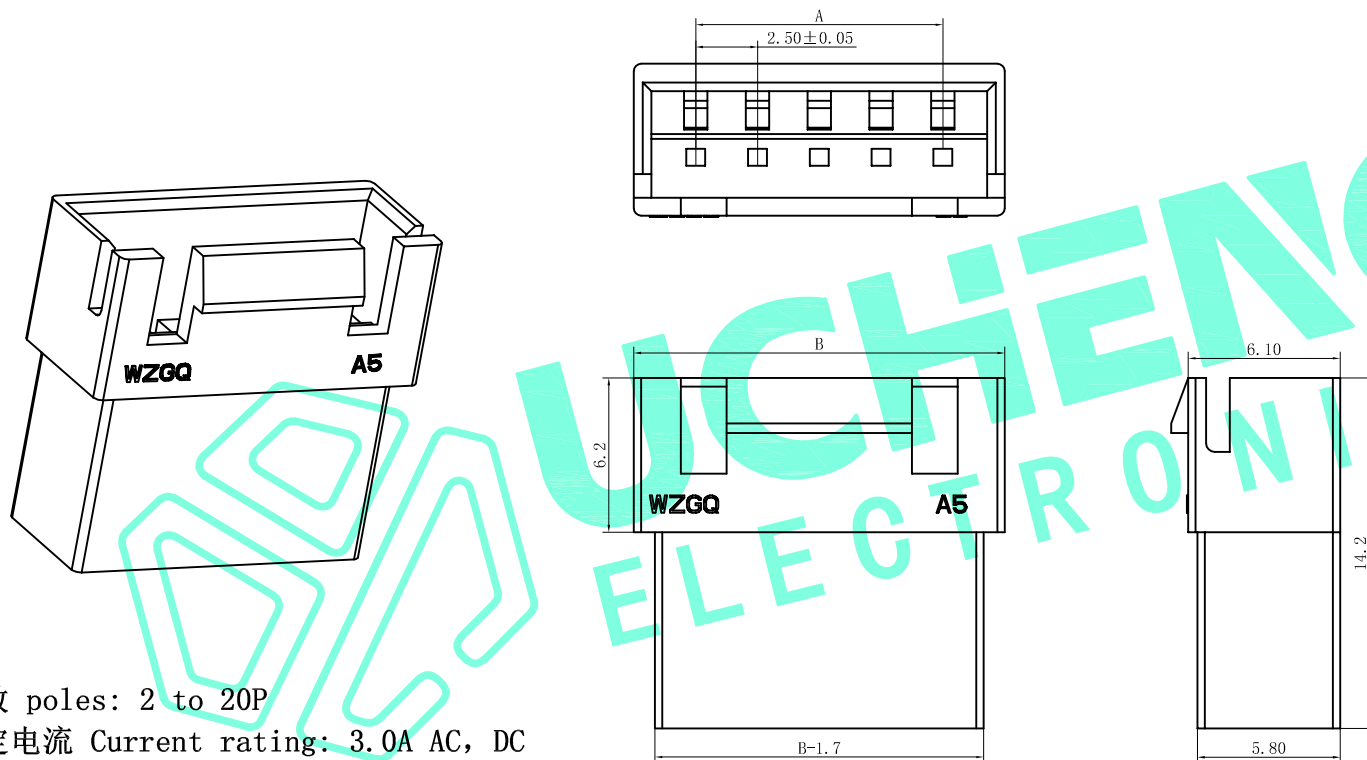
RoHS Compliant

REV. A/0	DESCRIPTION NEW	DESIGN CWF	DATE
----------	-----------------	------------	------

产品规格书

PRODUCT SPECIFICATION

- 壳体 HUOSING
- 材料 Material: Nylon66 UL 94V-0



Poles	Part No	Dimensions mm	
		A	B
2	XHB-2R	2.50	7.50
3	XHB-3R	5.00	10.00
4	XHB-4R	7.50	12.50
5	XHB-5R	10.00	15.00
6	XHB-6R	12.50	17.50
7	XHB-7R	15.00	20.00
8	XHB-8R	17.50	22.50
9	XHB-9R	20.00	25.00
10	XHB-10R	22.50	27.50
11	XHB-11R	25.00	30.00
12	XHB-12R	27.50	32.50
13	XHB-13R	30.00	35.00
14	XHB-14R	32.50	37.50
15	XHB-15R	35.00	40.00
16	XHB-16R	37.50	42.50
--	--	--	--

- 1. 极数 poles: 2 to 20P
- 2. 额定电流 Current rating: 3.0A AC, DC
- 3. 额定电压 Voltage rating: 250V AC, DC
- 4. 温度范围 Temperature range: -25. C to +85. C
- 5. 接触电阻 Contact resistance: $\leq 10m\Omega$
- 6. 绝缘电阻 Insulation resistance: $\geq 1000m\Omega$
- 7. 耐电压 Withstand voltage: 1000V AC/minute
- 8. 适用线规 Applicable Wire: AWG #30 to #22
- 9. 适用基板厚度 Applicable PC board thickness: 1.6mm

THESE DRAWINGS AND SPECIFICATIONS ARE THE PROPERTY OF SHENZHEN YUCHENG ELECTRONICS.,LTD.AND SHALL NOT BE REPRODUCED,COPIED OR USED IN ANY MANNER WITHOUT THE PRIOR WRITTEN CONSENT OF SHENZHEN YUCHENG ELECTRONICS.,LTD

UCHENG ELECTRONICS 深圳市裕诚电子有限公司
SHENZHEN YUCHENG ELECTRONICS CO.,LTD

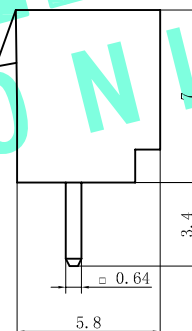
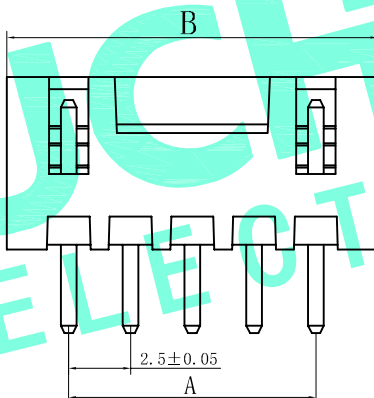
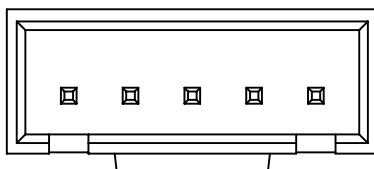
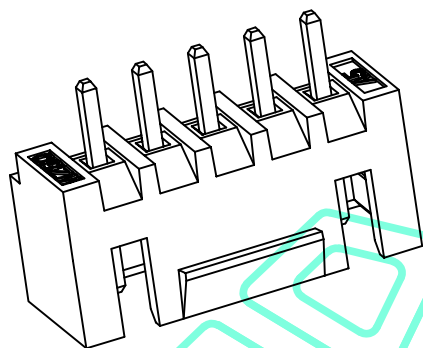
APPROVED:	WEI JIE	GENERAL TOLERANCES	TITLE:	XHB-R型连接器	
CHECKED:	HONG JIN YUN	>0-3 ±0.15	PART NO:	2.5壳体-Part No	
DRAWING:	CHEN YA	>3-18 ±0.2	WEBSITE :	www.ycelectron.com	
		>18-50 ±0.35	REV: A	UNIT: mm	SCALE: /
		>50-120 ±0.5	SHEET: 1 / 1	SHEET: A4	☉

RoHS Compliant

产品规格书

PRODUCT SPECIFICATION

- 针座 WAFER
- 壳体材料 Material: Nylon66 UL 94V-0
- 针 Brass/Tin-plated
- 立式 Straight Angle (Type)



- 1. 极数 poles: 2 to 20P
- 2. 额定电流 Current rating: 3.0A AC, DC
- 3. 额定电压 Voltage rating: 250V AC, DC
- 4. 温度范围 Temperature range: -25. C to +85. C
- 5. 接触电阻 Contact resistance: $\leq 10m\Omega$
- 6. 绝缘电阻 Insulation resistance: $\geq 1000m\Omega$
- 7. 耐电压 Withstand voltage: 1000V AC/minute
- 8. 适用线规 Applicable Wire: AWG #30 to #22
- 9. 适用基板厚度 Applicable PC board thickness: 1.6mm

REV. A/0	DESCRIPTION NEW	DESIGN CWF	DATE
----------	-----------------	------------	------

Poles	Part No	Dimensions mm	
		A	B
2	XHB-2A	2.50	7.50
3	XHB-3A	5.00	10.00
4	XHB-4A	7.50	12.50
5	XHB-5A	10.00	15.00
6	XHB-6A	12.50	17.50
7	XHB-7A	15.00	20.00
8	XHB-8A	17.50	22.50
9	XHB-9A	20.00	25.00
10	XHB-10A	22.50	27.50
11	XHB-11A	25.00	30.00
12	XHB-12A	27.50	32.50
13	XHB-13A	30.00	35.00
14	XHB-14A	32.50	37.50
15	XHB-15A	35.00	40.00
16	XHB-16A	37.50	42.50
---	---	---	---

THESE DRAWINGS AND SPECIFICATIONS ARE THE PROPERTY OF SHENZHEN YUCHENG ELECTRONICS.,LTD.AND SHALL NOT BE REPRODUCED,COPIED OR USED IN ANY MANNER WITHOUT THE PRIOR WRITTEN CONSENT OF SHENZHEN YUCHENG ELECTRONICS.,LTD

APPROVED: WEI JIE
 CHECKED: HONG JIN YUN
 DRAWING: CHEN YA

UCHENG ELECTRONICS 深圳市裕诚电子有限公司
 SHENZHEN YUCHENG ELECTRONICS CO.,LTD

GENERAL TOLERANCES	TITLE:	XHB-A型连接器		
>0-3 ±0.15	PART NO:	2.5立式插件-Part No		
>3-18 ±0.2	WEBSITE:	www.ycelectron.com		
>18-50 ±0.35	REV: A	UNIT: mm	SCALE: /	SHEET: A4
>50-120 ±0.5	SHEET: 1 / 1			

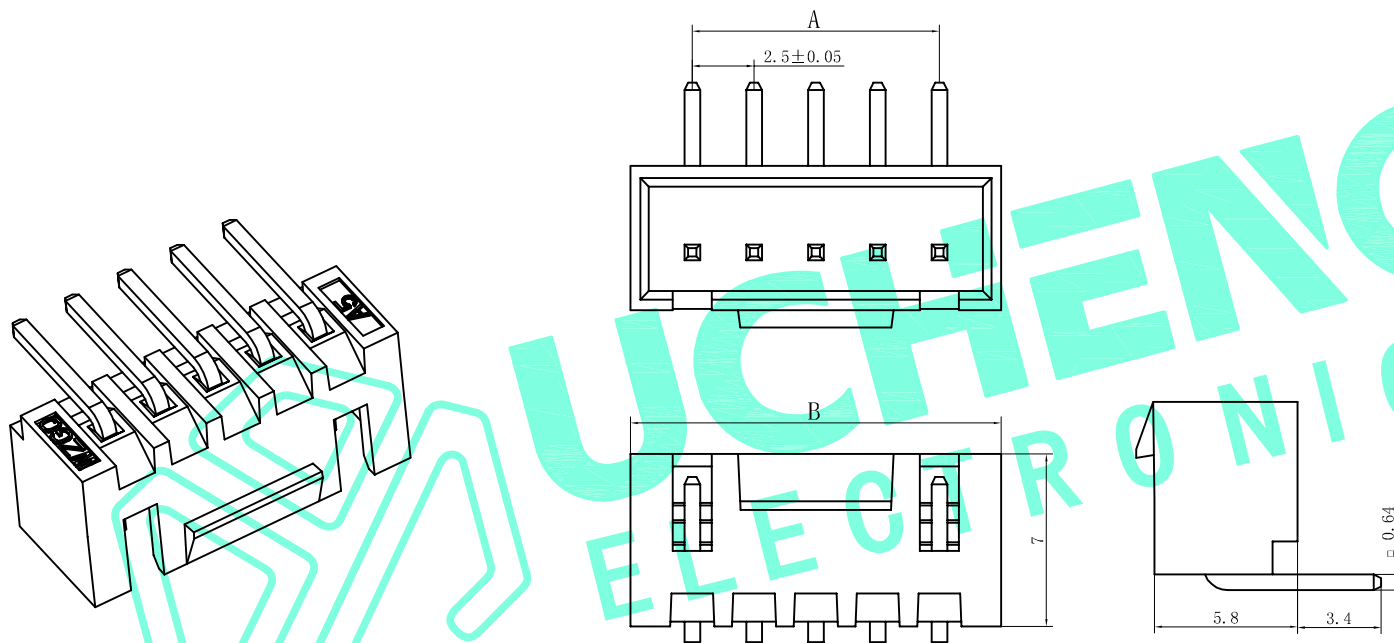
RoHS Compliant

产品规格书

PRODUCT SPECIFICATION

- 针座 WAFER
- 壳体材料 Material: Nylon66 UL 94V-0
- 针 Brass/Tin-plated
- 卧式 Right Angle (Type)

REV. A/0	DESCRIPTION NEW	DESIGN CWF	DATE
----------	-----------------	------------	------



Poles	Part No	Dimensions mm	
		A	B
2	XHB-2AW	2.50	7.50
3	XHB-3AW	5.00	10.00
4	XHB-4AW	7.50	12.50
5	XHB-5AW	10.00	15.00
6	XHB-6AW	12.50	17.50
7	XHB-7AW	15.00	20.00
8	XHB-8AW	17.50	22.50
9	XHB-9AW	20.00	25.00
10	XHB-10AW	22.50	27.50
11	XHB-11AW	25.00	30.00
12	XHB-12AW	27.50	32.50
13	XHB-13AW	30.00	35.00
14	XHB-14AW	32.50	37.50
15	XHB-15AW	35.00	40.00
16	XHB-16AW	37.50	42.50
--	--	--	--

- 1. 极数 poles: 2 to 20P
- 2. 额定电流 Current rating: 3.0A AC, DC
- 3. 额定电压 Voltage rating: 250V AC, DC
- 4. 温度范围 Temperature range: -25. C to +85. C
- 5. 接触电阻 Contact resistance: $\leq 10\text{m}\Omega$
- 6. 绝缘电阻 Insulation resistance: $\geq 1000\text{m}\Omega$
- 7. 耐电压 Withstand voltage: 1000V AC/minute
- 8. 适用线规 Applicable Wire: AWG #30 to #22
- 9. 适用基板厚度 Applicable PC board thickness: 1.6mm

THESE DRAWINGS AND SPECIFICATIONS ARE THE PROPERTY OF SHENZHEN YUCHENG ELECTRONICS.,LTD AND SHALL NOT BE REPRODUCED, COPIED OR USED IN ANY MANNER WITHOUT THE PRIOR WRITTEN CONSENT OF SHENZHEN YUCHENG ELECTRONICS.,LTD



深圳市裕诚电子有限公司
SHENZHEN YUCHENG ELECTRONICS CO.,LTD

APPROVED: WEI JIE	CHECKED: HONG JIN YUN	DRAWING: CHEN YA	GENERAL TOLERANCES	TITLE: XHB-AW型连接器
			>0-3 ±0.15	PART NO: 2.5卧式插件-Part No
			>3-18 ±0.2	WEBSITE: www.ycelectron.com
			>18-50 ±0.35	REV: A UNIT: mm SCALE: / SHEET: A4
			>50-120 ±0.5	
			SHEET: 1 / 1	